


30 MICALD

Micromodul™ connectors, pitch 1.27 mm

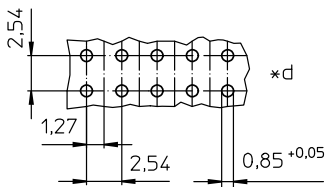
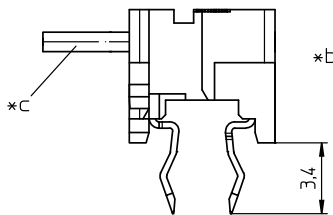
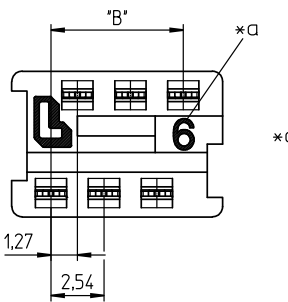
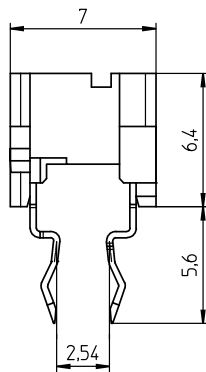
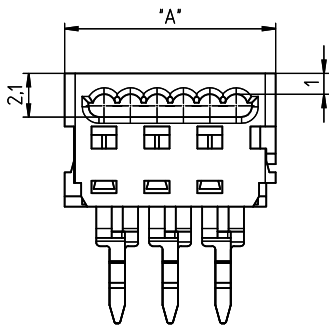


Micromodul™ solder-in connector, insulation displacement technology (IDT), solder contacts dual row parallel

State: Active

Approvals:  

30 MICALD



- *a marking: number of poles
- *b terminated connector
- *c flat cable
- *d printed circuit board layout, solder side view

Environmental conditions

Temperature range -40 °C/+120 °C¹
¹ upper limit temperature (insulating body) RTI (electrical) of the UL Yellow Card

Materials

Insulating body PBT, V-0 according to UL94
 Contact spring CuSn, tin-plated

Connectable conductors for IDT area

Construction flat cable 1.27 mm
 Section min. AWG 28 (0,080 mm²)
 Section max. AWG 26 (0,140 mm²)
 Insulation diameter 1,0 mm
 Approved cables at www.lumberg.com

Electrical data (at T_{amb} 20 °C)

Contact resistance ≤ 10 mΩ
 Rated current 1,2 A
 Rated voltage 32 V AC
 (250 V AC ohne Berücksichtigung der Kriech- und Luftstrecken nach IEC 60664/DIN EN 60664)
 Material group IIIa (IEC)/3 (UL) (CTI ≥ 175)
 Creepage distance 0,54 mm
 Clearance 0,54 mm
 Insulation resistance > 1 GΩ

Associated products

Harnessing equipment
 HZ-M30  KHP30  PP30
 VARICON 1000

30 MICALD

Designation	Pole Number	PU (Pieces)	MDQ (Pieces)	Dimensions	
				A (mm)	B (mm)
MICALD 04	4	250	1000	7.59	3.81
MICALD 06	6	250	1000	10.13	6.35
MICALD 08	8	250	1000	12.67	8.89
MICALD 10	10	250	1000	15.21	11.43
MICALD 12	12	250	1000	17.75	13.97
MICALD 14	14	250	1000	20.29	16.51
MICALD 16	16	250	500	22.83	19.05
MICALD 18	18	250	500	25.37	21.59
MICALD 20	20	250	500	27.91	24.13
MICALD 26	26	250	500	35.53	31.75

Packaging:

in bulk, in a cardboard box – in bar stock carriers upon request